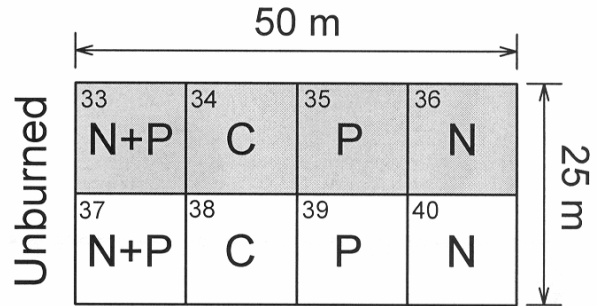


Unburned

1 N	2 C	3 P	4 N+P
5 N	6 C	7 P	8 N+P



Burned

9 C	10 P	11 N+P	12 N
13 C	14 P	15 N+P	16 N

Burned

41 N	42 C	43 P	44 N+P
45 N	46 C	47 P	48 N+P

Unburned

17 N+P	18 N	19 P	20 C
21 N+P	22 N	23 P	24 C

Burned

49 N+P	50 N	51 P	52 C
53 N+P	54 N	55 P	56 C



Burned

25 C	26 N+P	27 P	28 N
29 C	30 N+P	31 P	32 N

Unburned

57 C	58 N+P	59 P	60 N
61 C	62 N+P	63 P	64 N

Mowing Treatment

-  mowed
-  unmowed

Nutrient Treatment

- C = control
- N = 10 g N/m²
- P = 1g P/m²
- N+P = 10 g N/m² + 1 g P/m²

Notes:

- plots 17-24 burned in spring 1994
- plots 1 and 2 burned in spring 1995